

# CHANGING LONDON



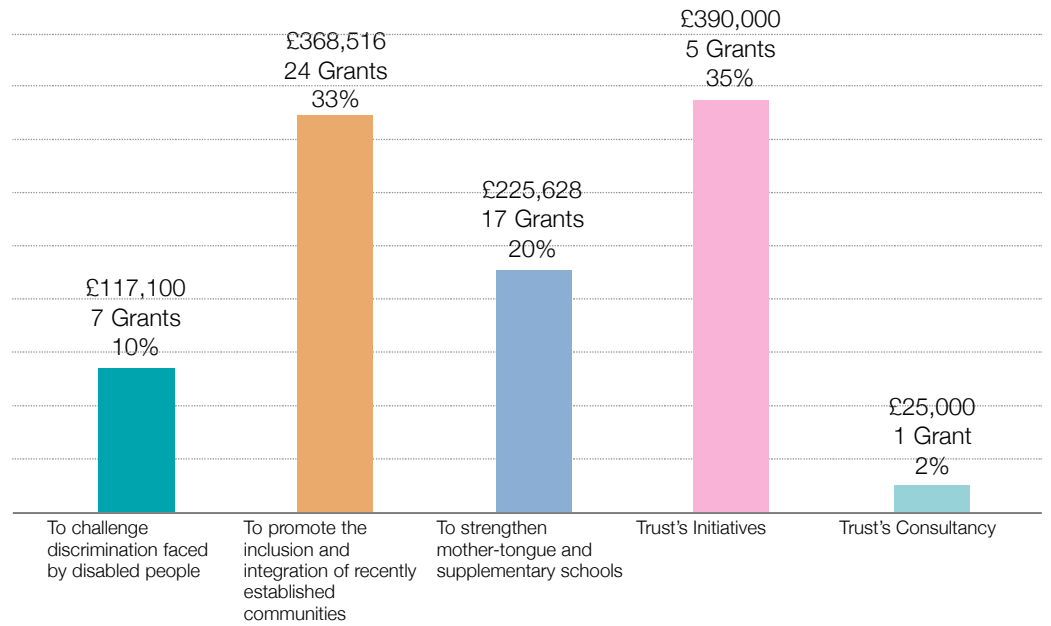
## Funding analysis 2007



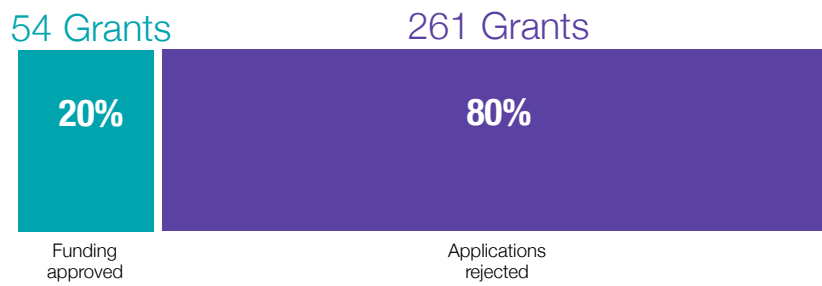
Trust  
for  
London

Supporting ▶ London's ▶ Communities ▶

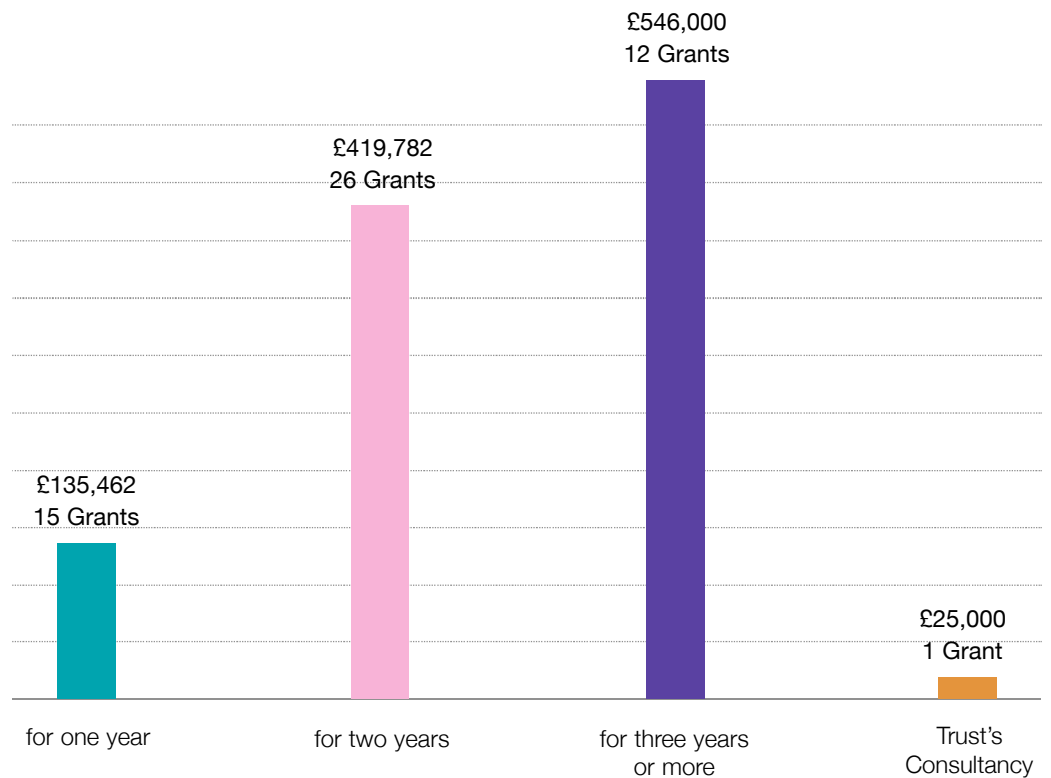
## Funding Aims Supported



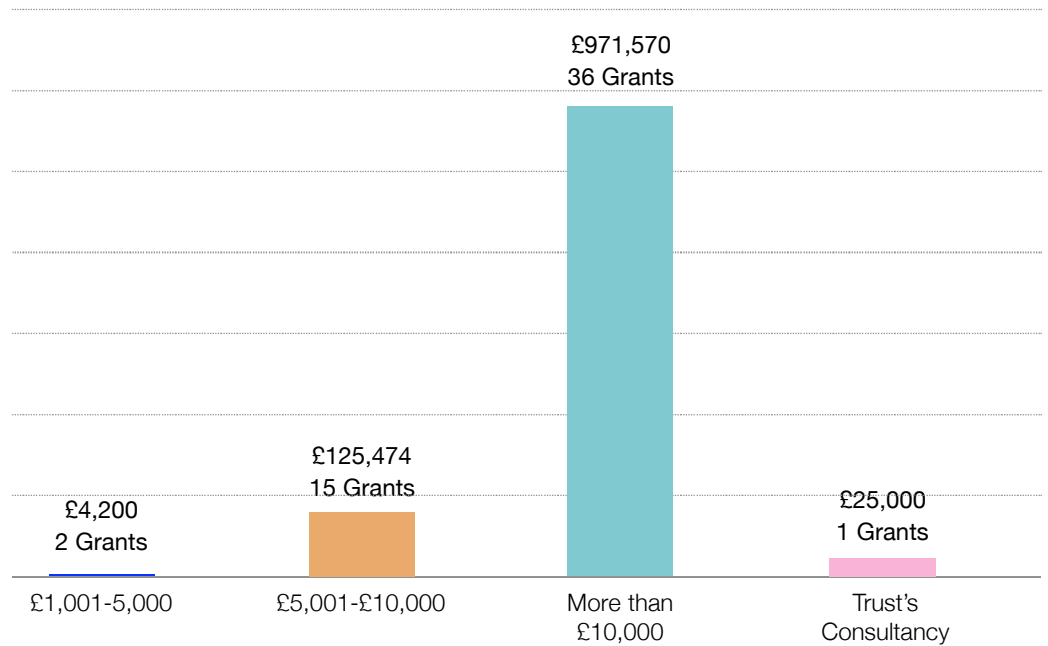
## Success Rate



## Length of Funding



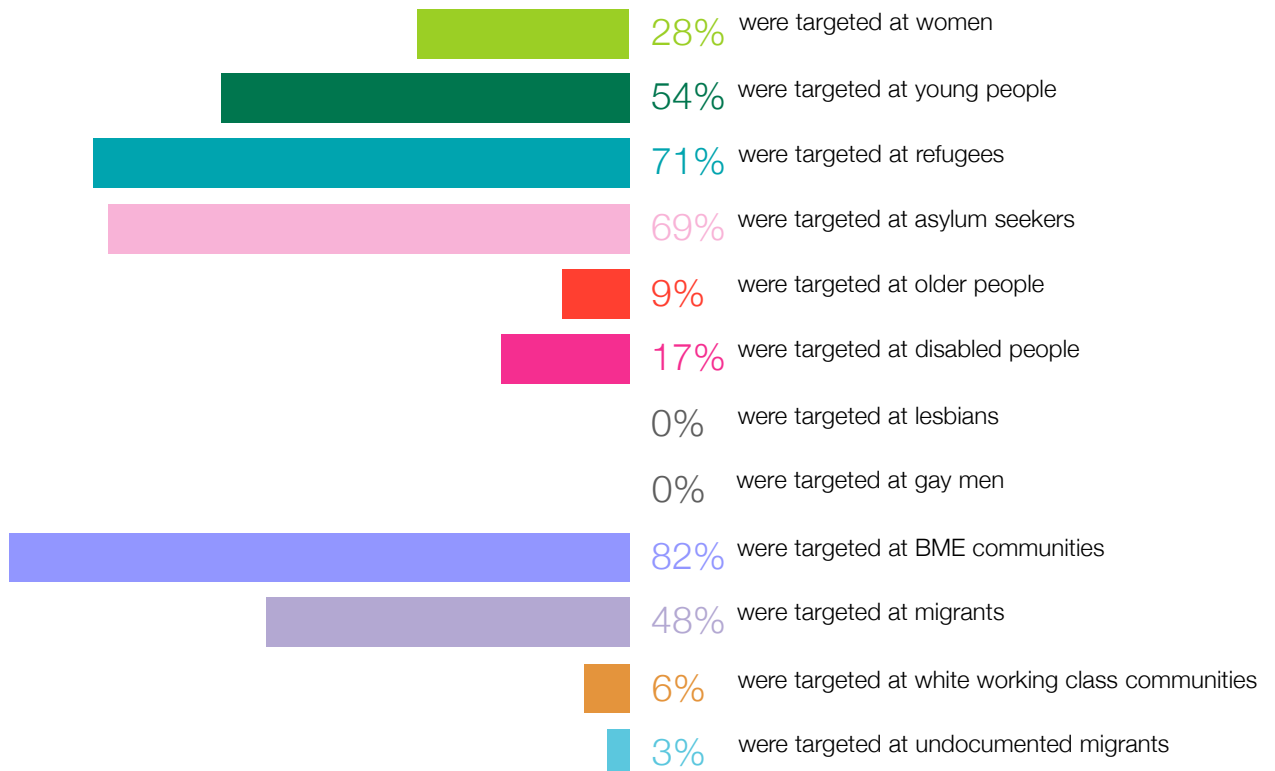
## Size of Funding



The average size of Grants, excluding activities made by the Trust was £14,818.  
In 2006 it was £8,538.

## Population's Targeted

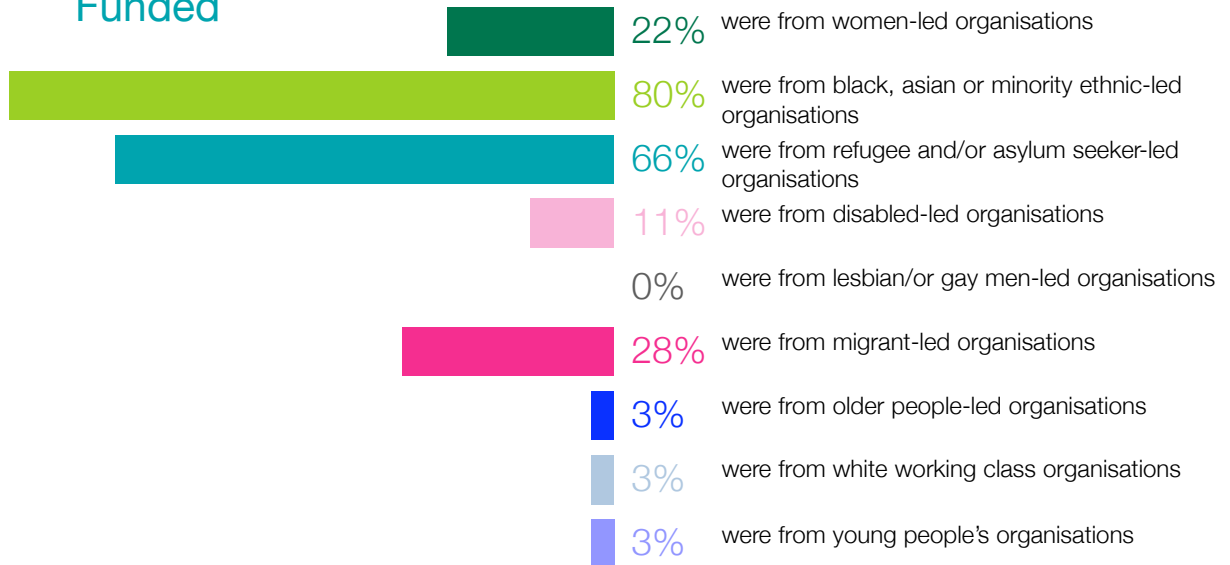
The Trust for London has targeted its funds at a wide and diverse section of London's population. In 2007 of all of the applications which were presented to the Grants Committee (65 applications):



The breakdown is based upon categorisation by the Trust's staff. A number of projects may benefit a number of different populations. For example, a project may benefit women who are asylum seekers and refugees.

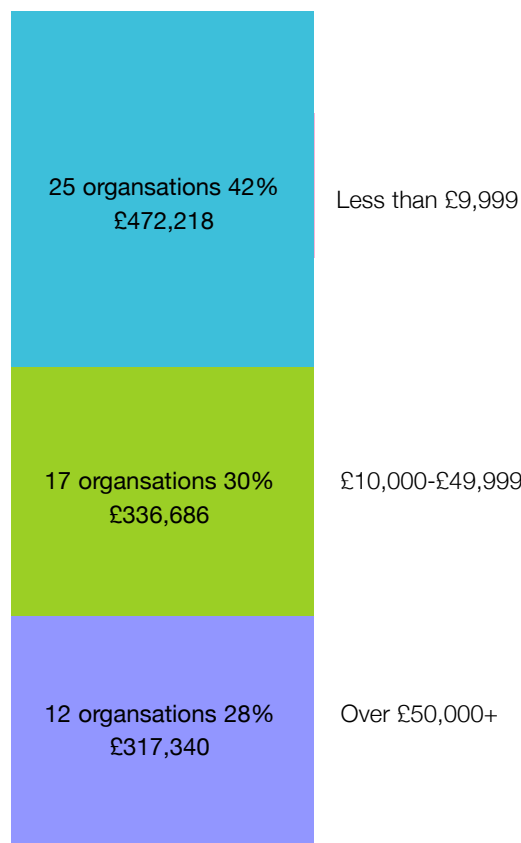
## Types of Organisations Funded

Whereas the Population's Targeted on the previous page indicates the beneficiaries of the project. This table indicates the types of organisations undertaking the work. In 2007 of all of the applications which were presented to the Grants Committee:



The breakdown is based upon categorisation by the Trust staff. A number of organisations may be led by several different populations. For example an organisation may be led by disabled people from BME communities. It would therefore fit two categories.

## Financial Turnover of Groups Funded



## Borough Distribution

	2007 Amount £	No of Grants 2007
Barking and Dagenham	-	-
Barnet	-	-
Bexley	-	-
Brent	-	-
Bromley	10,000	(1)
Camden	-	-
City of London	-	-
Croydon	-	-
Ealing	20,000	(2)
Enfield	20,000	(1)
Greenwich	23,400	(2)
Hackney	15,000	(1)
Hammersmith & Fulham	-	-
Haringey	12,000	(1)
Harrow	21,000	(1)
Havering	-	-
Hillingdon	44,000	(3)
Hounslow	10,000	(1)
Islington	47,000	(3)
Kensington & Chelsea	-	-
Kingston	-	-
Lambeth	5,074	(1)
Lewisham	13,250	(1)
Merton	-	-
Newham	29,700	(1)
Redbridge	44,256	(2)
Richmond	-	-
Southwark	6,400	(1)
Sutton	8,000	(1)
Tower Hamlets	65,976	(4)
Waltham Forest	65,200	(3)
Wandsworth	10,000	(1)
Westminster	-	-
<b>Borough Total</b>	<b>470,256</b>	<b>(31)</b>
London-wide	655,988	(23)
<b>Total Funded</b>	<b>1,126,244</b>	<b>(54)</b>