

CHANGING LONDON

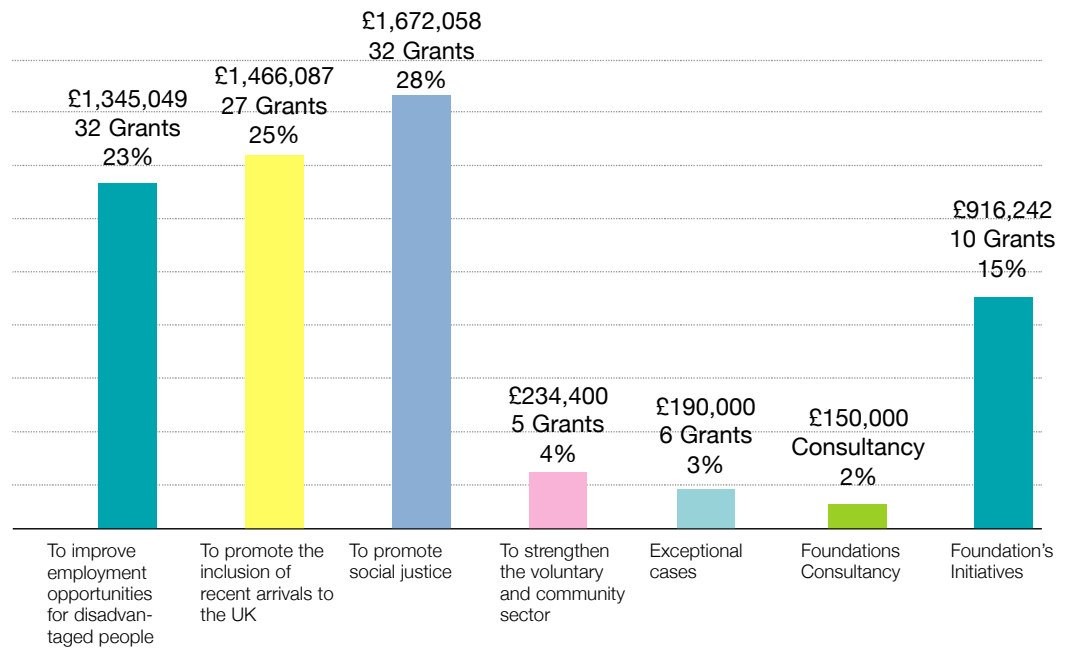


Funding analysis 2007

cpf City Parochial
Foundation

Tackling poverty in London

Funding Aims Supported



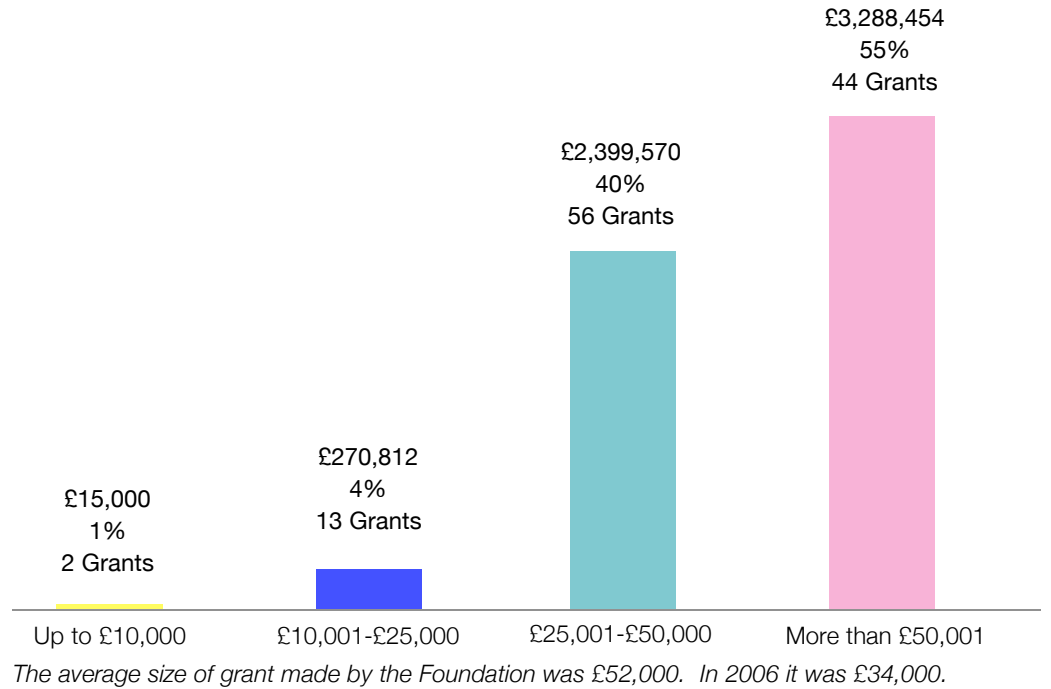
Success Rate



Length of Funding

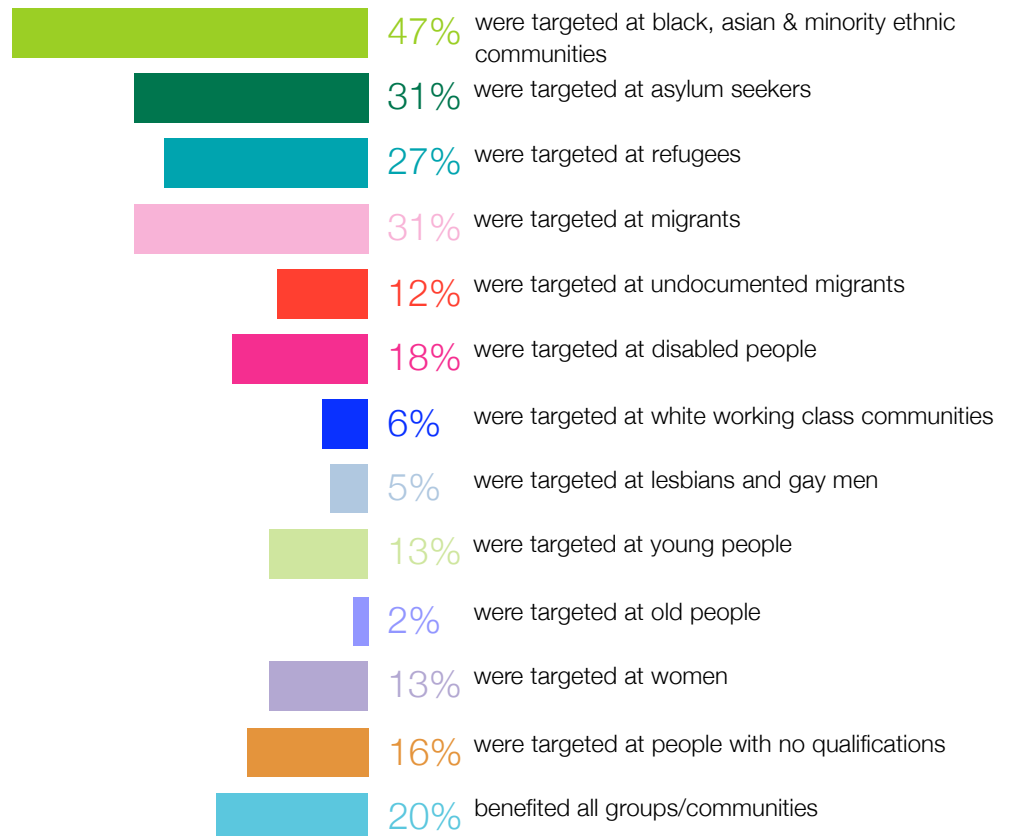


Size of Funding



Population's Targeted

The Foundation has targeted its funds at a wide and diverse section of London's population. In 2007 of all of the applications which were presented to the Grants Committee: (123 applications)

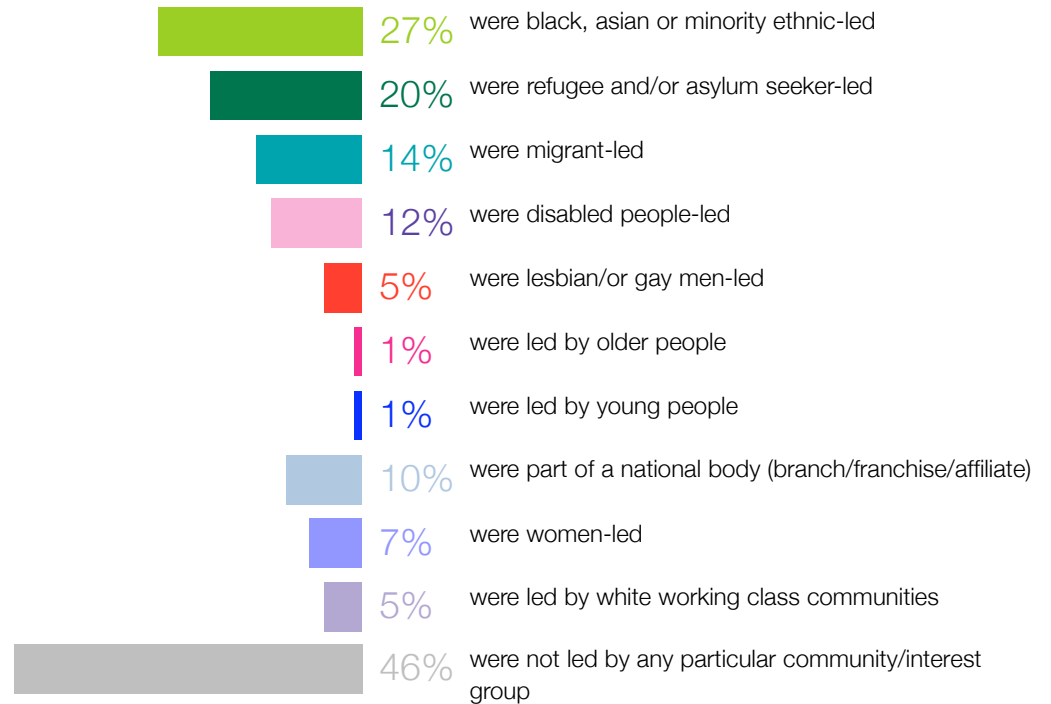


The breakdown is based upon categorisation by the Foundation's staff. A number of projects may benefit a number of different populations. For example, a project may benefit women who are asylum seekers and refugees.

Types of Organisations Funded

Whereas the Population's Targeted on the previous page indicates the beneficiaries of the project, this table indicates the types of organisations undertaking the work.

In 2007 of all of the applications which were presented to the Grants Committee:



The breakdown above is based upon categorisation by the Foundation's staff. There may be multiple counting on a number of occasions as organisations can span two or more of the categories.

Financial Turnover of Groups Funded



Borough Distribution

	No of Grants 2007	2007 Amount £	
Inner London			
Camden	4	143,000	
City of London	-	-	
Greenwich	-	-	⑦
Hackney	2	67,535	①
Hammersmith and Fulham	1	54,000	
Islington	4	159,850	④
Kensington and Chelsea	-	-	
Lambeth	-	-	⑥
Lewisham	2	75,788	⑩
Southwark	4	165,000	⑧
Tower Hamlets	4	384,740	②
Wandsworth	1	44,718	
Westminster	3	109,000	
Inner Borough Total	25	1,203,631	
Outer London			
Barking and Dagenham	2	113,762	
Barnet	1	40,000	
Bexley	-	-	
Brent	3	130,000	
Bromley	-	-	
Croydon	1	52,600	
Ealing	-	-	
Enfield	1	63,972	
Haringey	2	47,080	⑤
Harrow	1	31,000	
Havering	1	35,000	
Hillingdon	-	-	
Hounslow	-	-	
Kingston	-	-	
Merton	-	-	
Newham	2	72,000	③
Redbridge	1	18,000	
Richmond	-	-	
Sutton	-	-	
Waltham Forest	1	-	⑨
Outer Borough Total	15	603,414	
All Borough Total	40	1,807,045	
London-wide	75	4,166,791	
TOTAL	115	5,973,836	

① The ten most deprived boroughs in London